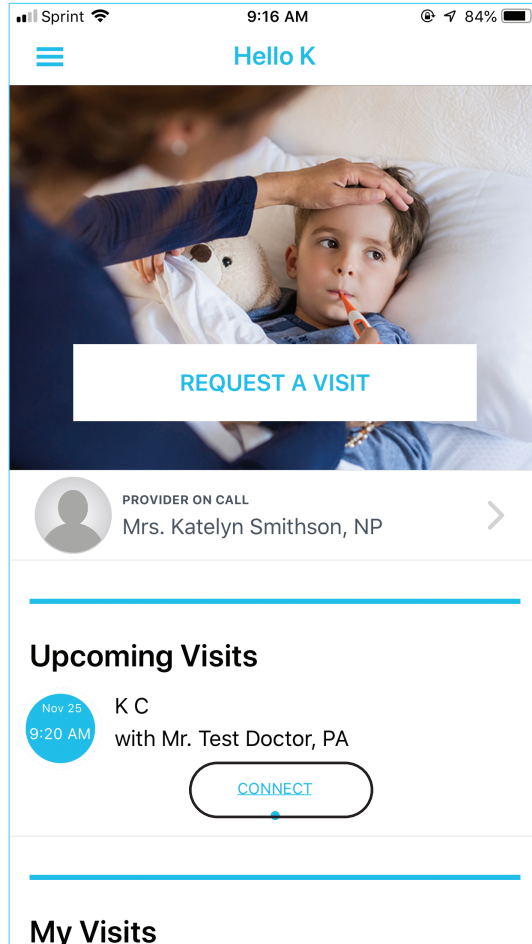


Scheduled video visit instructions

24/7 Care



Charleston Area
Medical Center



1. Log in, then hit the CONNECT button.


Sprint 9:16 AM 84%

← Visit Cancel

Patient

1 2 3 4 5

WHO IS THE PATIENT?

 K C ✓
Date of birth: 9/10/1997

WHERE WILL THE VISIT TAKE PLACE?

West Virginia >

Continue


2. Confirm all patient data is correct.

Sprint 9:17 AM 84%

← Visit Cancel

Patient

1 2 3 4 5

 K C ✓
Date of birth: 9/10/1997

WHERE WILL THE VISIT TAKE PLACE?

West Virginia >

WHAT TYPE OF VISIT DO YOU NEED?

General Medicine

HOW WOULD YOU LIKE TO CONNECT?

Phone Video

IF THERE IS AN ISSUE WITH YOUR VISIT, HOW SHOULD WE CONTACT YOU?

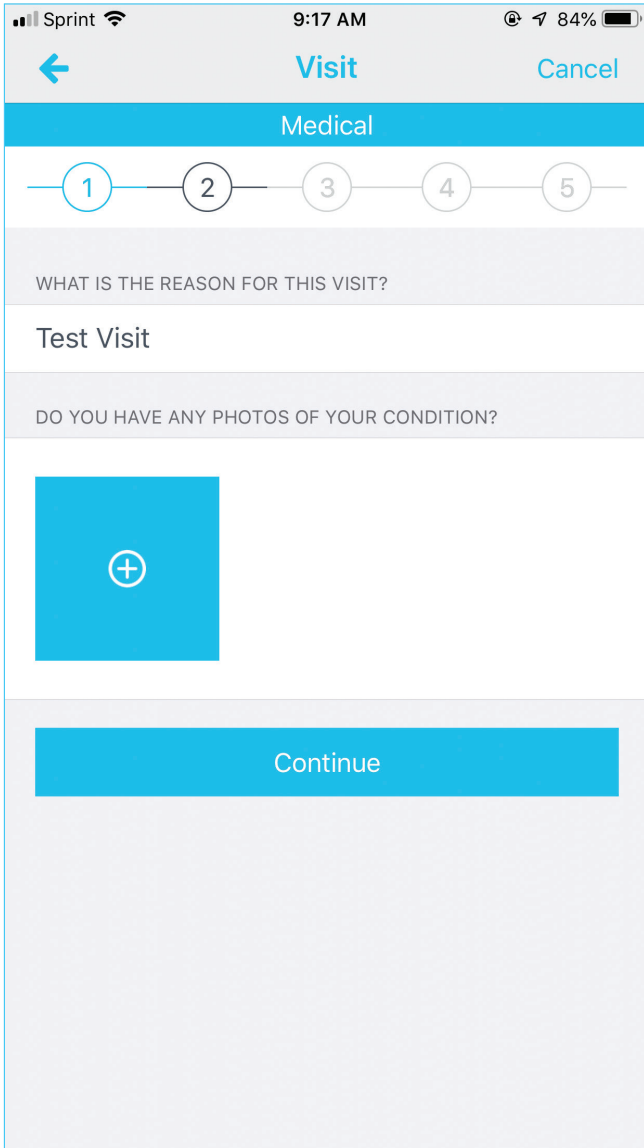
888-888-8888

WHICH PROVIDER WOULD YOU LIKE TO USE?

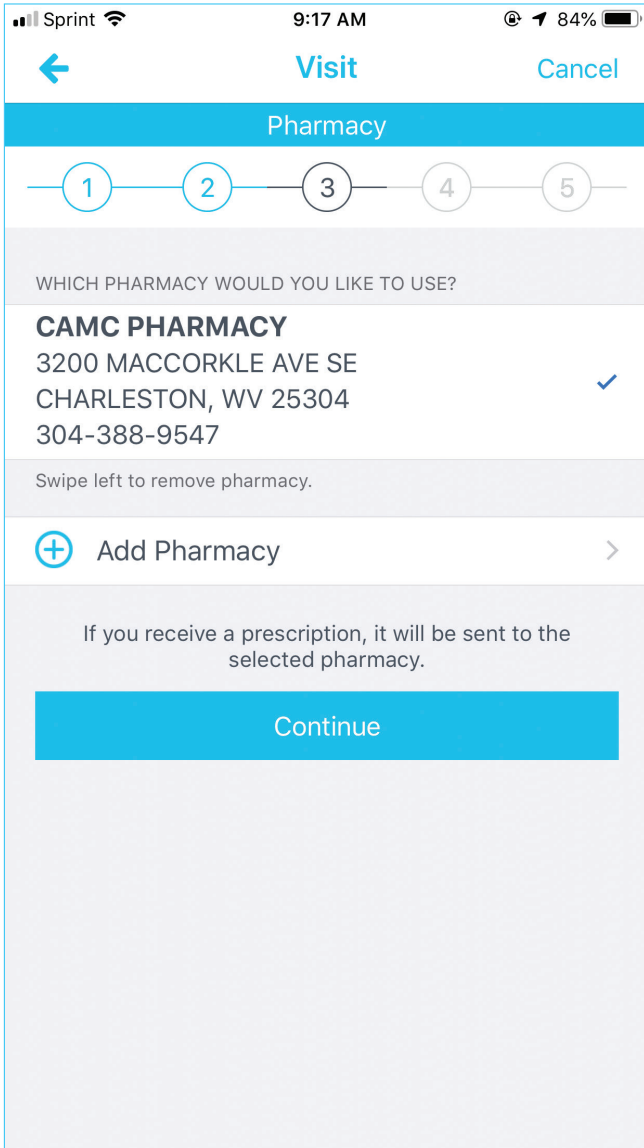
Mr. Test Doctor, PA

Continue

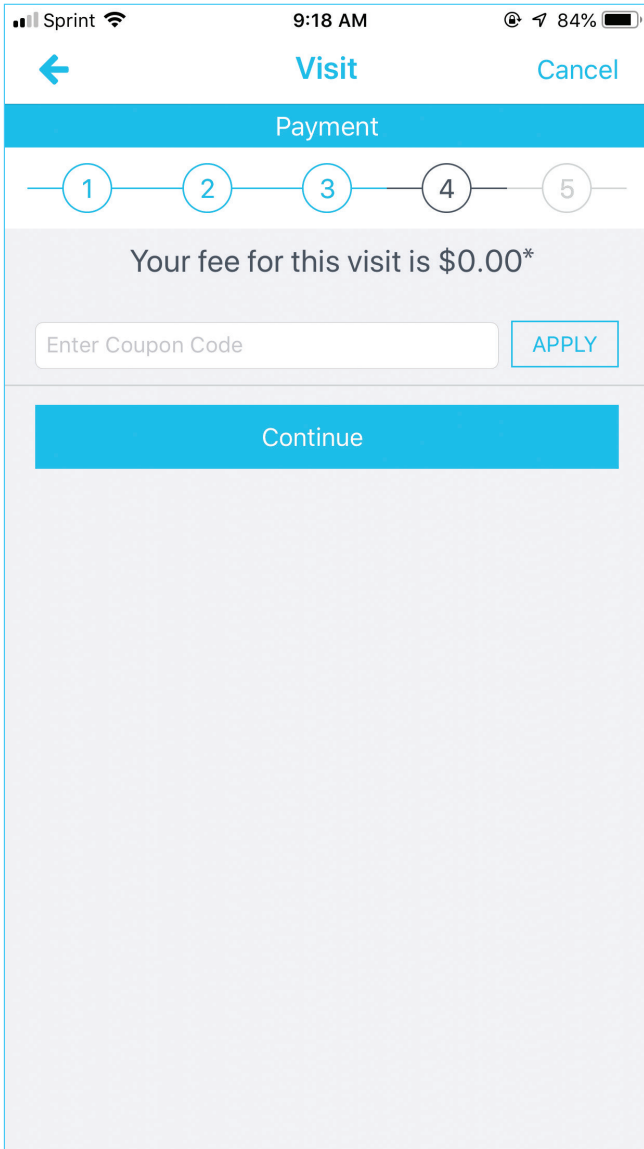
3. Select "Video" visit and enter phone number, then hit "Continue".



4. Upload any pictures the provider might want to see.



5. Enter pharmacy
of choice.



6. *You may incur charges from this visit depending on services rendered and your insurance coverage.

Sprint 9:18 AM 84%

← Visit Cancel

Review and Confirm

1 2 3 4 5

PHARMACY

CAMC PHARMACY
3200 MACCORKLE AVE SE
CHARLESTON, WV 25304
304-388-9547

CHANGE

PAYMENT

Visit Fee: \$0.00

CONSENT FOR TREATMENT

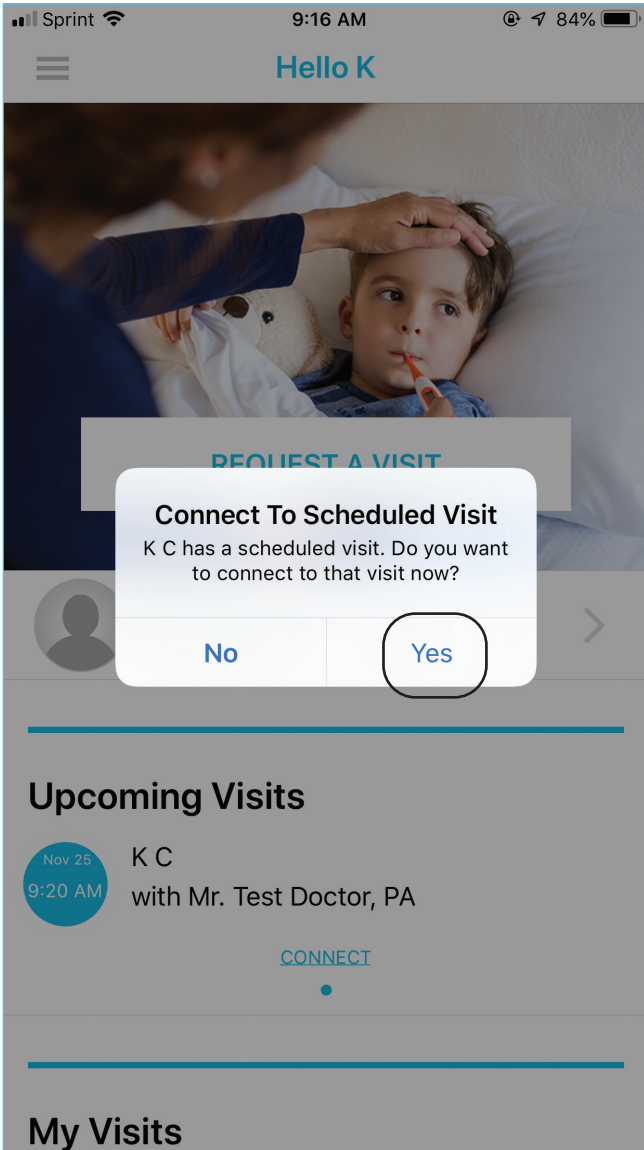
Terms and Conditions >

Privacy Policy >

I certify that I have read and understand the Terms and Conditions and Privacy Policy

START VISIT

7. Review and confirm.



8. Connect to provider.