
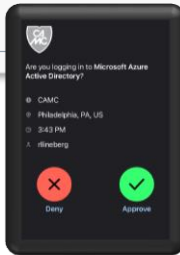
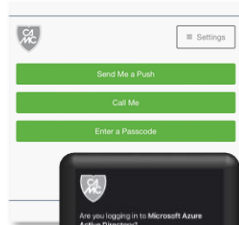


CAMnet3.0 on Your Mobile Device – 2 Great Options!

Via Mobile Device Web Browser

- Click [link](#) to go to CAMnet3.0
- It will open a new page (browsing screen) on your mobile browser. Permitted browsers include Chrome (recommended), Safari and Firefox.
- Authenticate if prompted via DuoMobile.
- Navigate CAMnet with the same, exciting features as on desktop.
- Within your browser window, set the CAMnet home page as a bookmark or create a shortcut to CAMnet by choosing “Add to Home Screen.” This will create a new clickable icon on your home screen. Consult your device Help for specific instructions.



Via Sharepoint Mobile App

- Go to the App Store (iPhone) or Google Play Store (Android).
- Search for “Sharepoint” – identify the one with the icon to the right →
- Click “Get” to begin download of the Sharepoint App. Follow instructions on your device. App is free – no cost.
- Tap to open the Sharepoint App.
- Then, tap to select your CAMC Microsoft account.
- Authenticate if prompted via DuoMobile.
- Navigate CAMnet in mobile app view with all the same exciting features you enjoy on desktop.

